

Download File PDF Allison Transmission Wiring Schematic

Allison Transmission Wiring Schematic


This is likewise one of the factors by obtaining the soft documents of this **allison transmission wiring schematic** by online. You might not require more period to spend to go to the book instigation as capably as search for them. In some cases, you likewise complete not discover the proclamation allison transmission wiring schematic that you are looking for. It will categorically squander the time.


However below, as soon as you visit this web page, it will be hence very simple to get as competently as download lead allison transmission wiring schematic



It will not acknowledge many grow old as we tell before. You can accomplish it even though perform something else at house and even in your workplace. suitably easy! So, are you question? Just exercise just what we have enough money under as well as review **allison transmission wiring schematic** what you bearing in mind to read!

[BEST EBOOK Allison Transmission Wiring Harness Diagram](#) [ALL Download Allison Transmission Wiring Harness Diagram](#) [ONLINE PDF Allison 3060 Transmission Wiring Diagrams](#) [ONLINE BOOK Allison 3060 Transmission](#)

Download File PDF Allison Transmission Wiring Schematic

Wiring Diagrams  **BEST PDF Allison 3060 Transmission Wiring Diagrams**

 BEST PDF Allison 3060 Transmission Wiring Diagrams ALLISON DOC 2019 + 5th Gen Data + Troubleshooting manuals + Wiring \u0026 Hydraulic Schematics

WIRING DIAGRAM OF STARTING SYSTEM WITH AUTOMATIC TRANSMISSION EQUIPPED. ~~Automatic Transmission, How it works ? HOW TO REPAIR TRANSMISSION PROBLEMS CAUSED BY TCM MODULE ANALYSIS FROM SCHEMATIC AND SENSOR ANALYSIS Allison 5000 6000 8000 9000 Series Service Repair Manual~~ Where do I get wiring diagrams from? The answer is one click away... Caterpillar D2 #5J1113 Chassis Rebuild Ep.7: Removing Transmission Interlock, Shift Rails \u0026 Forks How Automatic Transmissions Work? Diagnosis, prevention and repair? HOW IT WORKS: Transmissions  ~~Automatic Transmission Slipping When Accelerating (7 Reasons Why)~~ 

How to read an electrical diagram Lesson #1 5 Things You Should Never Do In An Automatic Transmission Vehicle ~~Chevy 2500hd IML trouble code U0101 TCM Failure!!!!(FIXED)~~ Starting System \u0026 Wiring Diagram How to operate and take care of an Allison Automatic Transmission Transmission No Shift Case Study (P0888) Dave in the Cage - Identifying Allison Wiring Harnesses

Allison 5 speed TCM common issues and fix Allison 1000 Common Mistakes Installing a Transmission- Electrical Connections Solenoid

Download File PDF Allison Transmission Wiring Schematic

~~Wiring Diagram #2 HOW TO Read Kenworth T800 Wiring Schematic~~

Mechanics Minute: Speed Sensor Connector Body Replacement - Allison Transmission/Transfer Case*2 PDF Ebook National Panasonic Washing Machine Wiring Diagram De koppeling, hoe werkt het? Allison Transmission Wiring Schematic

Allison Transmission 3000 and 4000 Wiring Diagram. Wiring Diagram December 24, 2019 16:33. Allison Transmission 3000 and 4000 Wiring Diagram Allison Wiring Diagram Wiring Diagram Schematic. Allison Transmission 3000 and 4000 Wiring Diagram - wiring diagram is a simplified satisfactory pictorial representation of an electrical circuit. It shows the components of the circuit as simplified shapes, and the power and signal associates in the midst of the devices.

Allison Transmission 3000 and 4000 Wiring Diagram ...

Allison Transmission Wiring Schematic. Assortment of allison transmission wiring schematic. A wiring diagram is a simplified standard photographic representation of an electric circuit. It shows the components of the circuit as simplified shapes, as well as the power and also signal connections between the tools.

Allison Transmission Wiring Schematic | Free Wiring Diagram

Download File PDF Allison Transmission Wiring Schematic

Allison Transmission service outlet for the currently applicable publication. wiring schematic is shown in Appendix J. Refer to the Allison 4th Generation. CSS Diagrams (Customer Specification Sheets) - Section 1 .. Allison "World", " //" & "GEN4" Transmission Wiring Harness Parts.

Allison Tcm Wiring Diagram - schematron.org
Diagram Allison 1000 Transmission Wiring Full Version Hd Quality Bca28 Epaviste Gratuit Idf Fr. Diagram Allison 1000 Electrical Full Version Hd Quality Line46
Hotelristoranteeuropa It. Diagram 3000 4000 Allison Transmission Wiring Full Version Hd Quality Universalcontactsdatabase Adbinterior It. Wiring Diagram 3000 4000 Allison Transmission New Full Version
Lavoixdemonlivre Bioenergeticshen It.

Allison 1000 Transmission Wiring Diagram - Wiring Diagram
World Transmission Install Diagram Connection to Gen 4 Series The NEW World Allison transmission for model # MDRDS. Connecting to the World Allison Sensor # from DICKEY-john. Connect to the TCM = Transmission Control Module = (ECU) 1/ Locate TCM: Normally located behind the dash area.

Allison Shifter Wiring Diagram - schematron.org
Ka 0438 Allison Md3060 Transmission Wiring Diagram Http Schoolbusmechanic Free. Diagram

Download File PDF Allison Transmission Wiring Schematic

cyclone 1000 wiring diagrams 3000 4000
allison transmission toyota allion 2000
series rds full tcc kia sportage ecu e9cf for
schematic manuals pioneer gm fault codes list
46rh service md3060 parts my free photos nsbu
duramax manualzz at545 wtec 3 93 gmc aston
martin wire manual api gd 7672 jlg 4180e
general ...

Allison 1000 Transmission Wiring Schematic - Wiring Diagram

Collection of md3060 allison transmission wiring diagram. A wiring diagram is a streamlined traditional pictorial representation of an electrical circuit. It reveals the elements of the circuit as streamlined forms, and the power and also signal connections between the devices. A wiring diagram usually provides details regarding the family member placement and also plan of devices and also terminals on the gadgets, in order to help in building or servicing the device.

Md3060 Allison Transmission Wiring Diagram / Free Wiring ...

Allison Transmission history. Allison Transmission is the world's largest manufacturer of automatic transmissions for commercial vehicles and off-road applications. These automatic transmissions are developed for more than 300 leading world manufacturers of equipment and are used for the following sectors of the market - buses,

Download File PDF Allison Transmission Wiring Schematic

rescuers and utilities, builders and dispensers of products ...

Allison Transmission service manual PDF | Truckmanualshub.com

diagrams for WTEC II, III, 1000/2000/2400 and GEN4 Transmissions. Use these diagrams to communicate harness design requirements to St Clair. Simply copy the required pages, fill in the necessary information and fax to us. These diagrams can also be used to locate the name of a particular connector by its location on the wiring harness.

Allison 1000/2000/2400 & GEN4 ransmission April 2011

Allison Transmission has announced that its 9-speed automatic transmission for medium commercial vehicles will be available worldwide. The second news was the development of a hybrid drive with an increased power reserve on a pure electrical load. Both announcements were made as part of the 67th International Exhibition of Commercial Vehicles IAA.

Allison Transmission Service Manuals - Wiring Diagrams

NOTE: Allison Transmission is providing for service of wiring harnesses and wiring harness components as follows: • Repair parts for the internal wiring harness and for wiring harness components attached to the shift selector will be available through the

Download File PDF Allison Transmission Wiring Schematic

Allison Transmission Parts Distribution Center (PDC).

3000 AND 4000 PRODUCT FAMILIES ... - Transmission

Allison Transmission (NYSE: ALSN) is the world's largest manufacturer of fully automatic transmissions for medium- and heavy-duty commercial vehicles and is a leader in hybrid-propulsion systems for city buses.

Allison Transmission Home

Repair parts for the internal wiring harness and for wiring harness components attached to the shift selector will be available through the Allison Transmission Parts Distribution Center (PDC). Use the P/N from your appropriate parts catalog or from Appendix E in this manual. Allison Transmission (AT) is responsible for warranty on these parts. •

3000 AND 4000 ELECTRONIC CONTROLS ... - Transmission

An Over View on Allison Automatic Transmission Wiring We didn't experience the New World Transmissions from Allison until 1995. The ER Saf -T- liner Pusher buses all came equipped with 3000 series transmissions and for the most part they were very reliable. At least until the wiring problems began a year or two later. Owning an electronic transmission meant keeping the connections clean and ...

Download File PDF Allison Transmission Wiring Schematic

Allison Automatic Transmission Wiring | Mechanics Hub

The Allison automatic transmission MD is all electronic running My Crude Wiring Diagram Showing The Simplicity Of The TPS Circuit.Sep 22, · Repair parts for the internal wiring harness and for wiring harness components attached to the shift selector will be available through the Allison Transmission Parts Distribution Center (PDC).

Allison Md3060 Wiring Diagram

Several different transmission configurations are available within the 1000/2000/2400 Series. The different models are identified as follows: 1000 Series 2000 Series 2400 Series Heavy-duty automatic transmission with parking pawl. Maximum GVW = 19850 lb. Heavy-duty automatic transmission with parking pawl. Maximum GVW = 26000 lb. Heavy-duty ...

ALLISON 1000/2000 SERIES INDEX

Description: Allison Transmission 1000 with Allison Transmission Parts Diagram Manual, image size 360 X 467 px, and to view image details please click the image.. Honestly, we have been noticed that allison transmission parts diagram manual is being just about the most popular issue at this moment. So that we attempted to identify some terrific allison transmission parts diagram manual image ...

Allison Transmission Parts Diagram Manual | Automotive ...

Download File PDF Allison Transmission Wiring Schematic

Repair parts for the internal wiring harness and for wiring harness components attached to the shift selector will be available through the Allison Transmission Parts Distribution Center (PDC). Use the P/N from your appropriate parts catalog or from Appendix E in this manual. Allison Transmission is responsible for warranty on these parts. •

Troubleshooting Manual - JustAnswer

Description : Allison Transmission Wtec Iii Wiring Diagram Free Allison pertaining to Allison 2000 Wiring Diagram, image size 600 X 331 px. Description : Wire Schematics For Tcm, Bcm, Ecm, Etc - Duramax Diesels Forum intended for Allison 2000 Wiring Diagram, image size 528 X 372 px.

Copyright code :

3f50a2bb3103f95209fac4ba33958786